

WACKER – Cash, Growth and Sustainability

Wacker Chemie AG

September 2021

Disclaimer

The information contained in this presentation is for background purposes only and is subject to amendment, revision and updating. Certain statements and information contained in this presentation may relate to future expectations and other forward-looking statements that are based on management's current views and assumptions and involve known and unknown risks and uncertainties. In addition to statements which are forward-looking by reason of context, including without limitation, statements referring to risk limitations, operational profitability, financial strength, performance targets, profitable growth opportunities, and risk adequate pricing, other words such as "may, will, should, expects, plans, intends, anticipates, believes, estimates, predicts, or continue", "potential, future, or further", and similar expressions identify forward-looking statements. By their nature, forward-looking statements involve a number of risks, uncertainties and assumptions which could cause actual results or events to differ materially from those expressed or implied by the forward-looking statements. These include, among other factors, changing business or other market conditions and the prospects for growth anticipated by the Company's management. These and other factors could adversely affect the outcome and financial effects of the plans and events described herein. Statements contained in this presentation regarding past trends or activities should not be taken as a representation that such trends or activities will continue in the future. The Company does not undertake any obligation to update or revise any statements contained in this presentation, whether as a result of new information, future events or otherwise. In particular, you should not place undue reliance on forward-looking statements, which speak only as of the date of this presentation.



WACKER: At a Glance

Facts & Figures

€666m
EBITDA in 2020

14,300
Employees

€4,692m
Sales in 2020

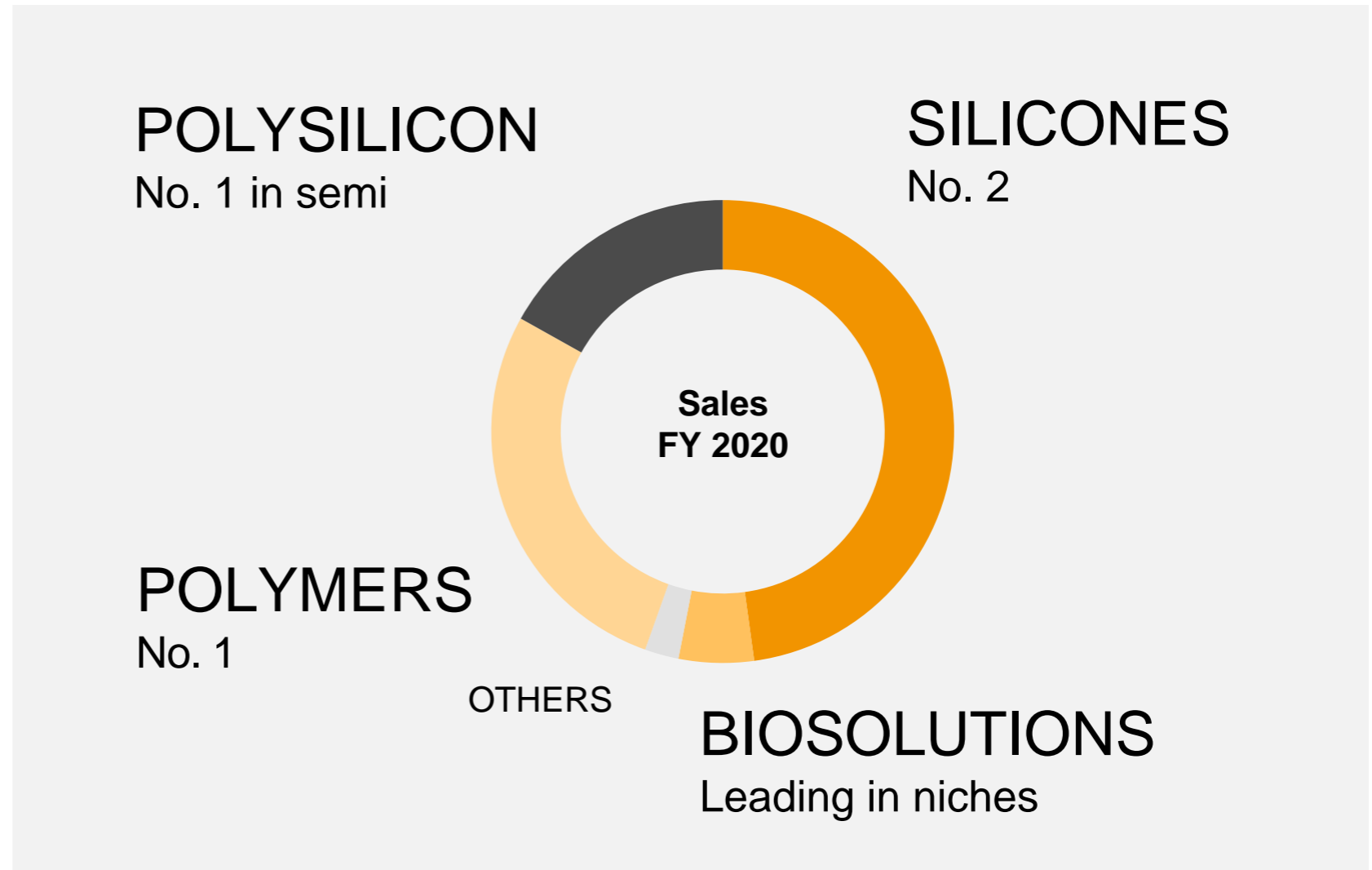
26
Production Sites

14.2%
EBITDA margin
in 2020

23
Technical Centers

4 Business
Segments

45 Scientific
collaborations



SILICONES: At a Glance

Full Portfolio Supplier with Focus on Specialties




Downstream specialty business:

- ▶ Customization, innovation, localization of service
- ▶ Preferred development partner

Upstream:

- ▶ Benchmark costs, centralized „Verbund“ approach

Silicones: a Basis for Unlimited Applications



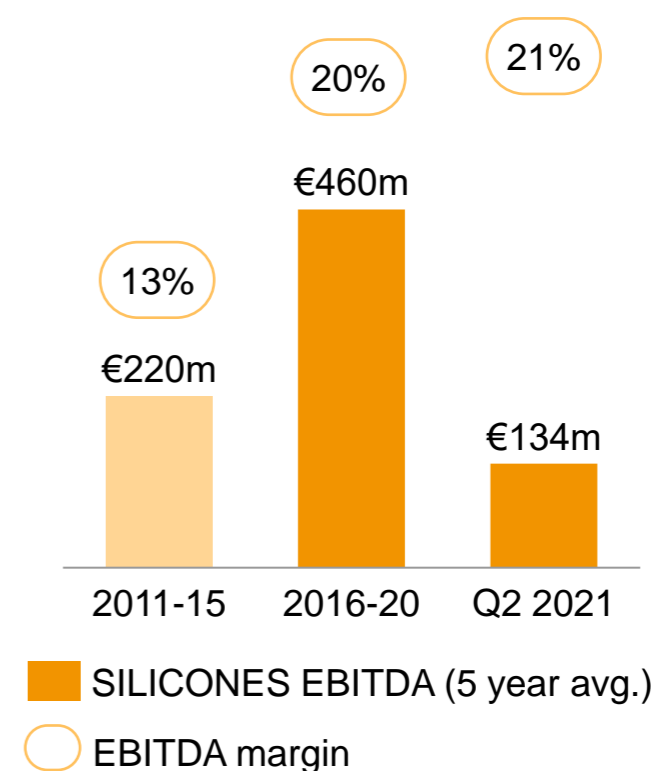
Broad range of adjustable properties:

- ▶ Hydrophobic / hydrophilic, adhesive / release, el. conducting / insulating

Customized products with unique properties:

- ▶ UV and heat stability, weather, chemical and microbial resistant

Financial Performance



POLYMERS: At a Glance

Global Presence with Tandem Sites (DPP + VAE)¹



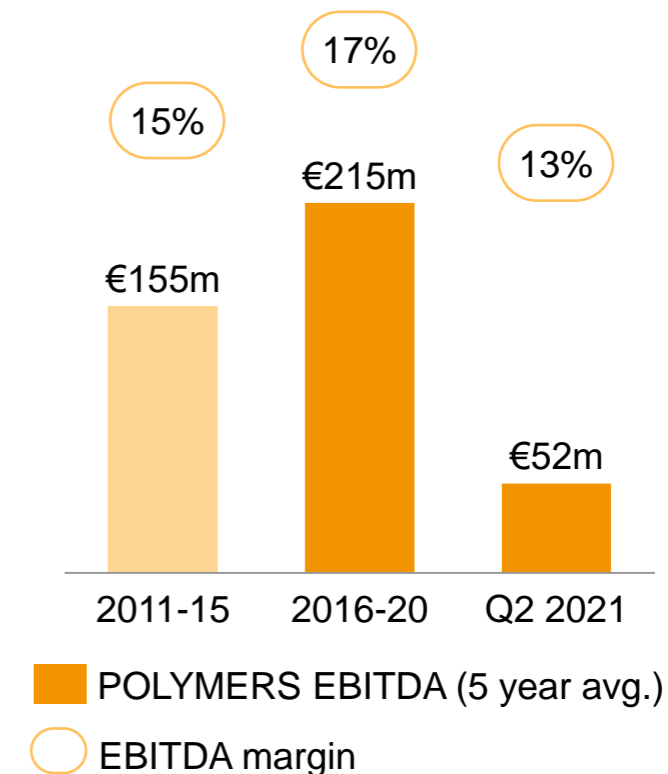
- ▶ Serving customers in all key markets
- ▶ Addressing individual regional market requirements
- ▶ Innovation and in-depth formulating expertise
- ▶ 16 technical centers globally

Creating Value in a Wide Range of Applications



- ▶ Value-based substitution
- ▶ Enable smart construction
- ▶ Higher building standards
- ▶ Material savings & labor productivity

Financial Performance



1) DPP = Dispersible Polymer Powders VAE= Vinyl acetate-ethylene

BIOSOLUTIONS: At a Glance

Accelerated Growth in BioPharma & BioIngredients



BioPharma:

- ▶ GMP contract manufacturing of biologics, vaccines, live microbials, mRNA, pDNA

BioIngredients:

- ▶ Nutraceuticals, Cysteine, Cyclodextrins

Focus on Efficiency & Cash in Life Science Chemicals



Gum:

- ▶ Food-grade polyvinyl acetate for gum base

Advanced Intermediates:

- ▶ Acetylacetone, organosilanes & fine chemicals

New 2030 Ambition

€1bn Sales in BIOSOLUTIONS with >25% EBITDA by 2030

- ▶ Expand BioPharma capacities to support strong growth
- ▶ Innovation and M&A to accelerate growth

POLYSILICON: At a Glance

Benchmark Quality for Semi and Solar Grade Polysilicon



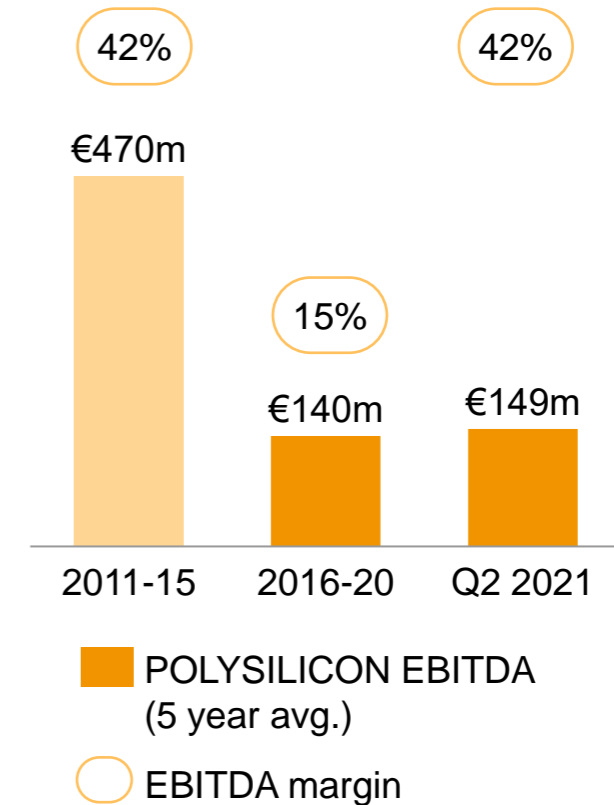
- ▶ Specialty strategy with Clear #1 market position in semiconductor polysilicon
- ▶ WACKER enables high-efficiency PV solar
- ▶ Leading supplier to high-efficiency N-type mono - the next design rule for PV solar

Aggressive Cost Reductions at all Sites



- ▶ Successful execution of cost roadmap & targets
- ▶ Target¹: Costs down by 30% till end 2021 and additional 20% by 2024

Financial Performance



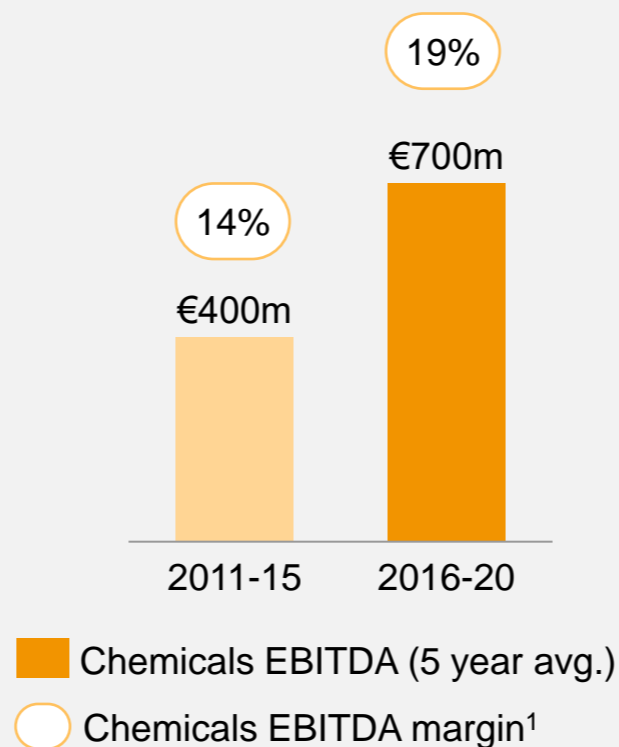
1) Solar Materials Cost Road Map: 30% reduction till 2021 (based year 2017), 20% reduction by 2014 base year 2021

Solid Track Record on Achieving Our 5 Targets...

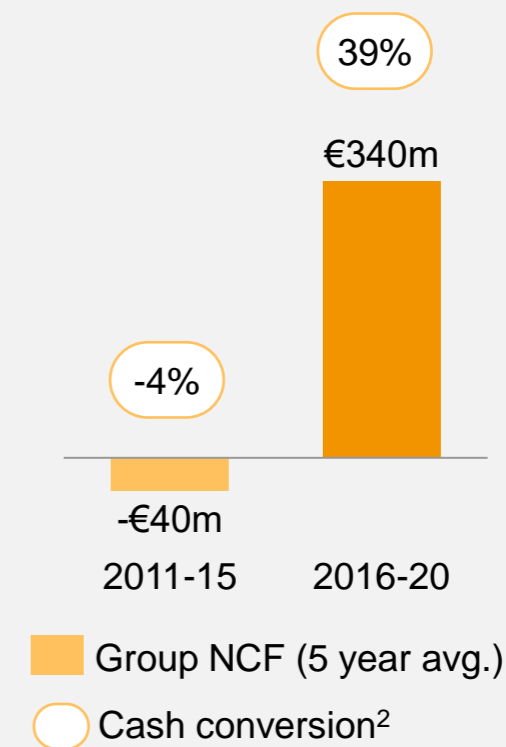
5 Targets

1. CapEx – Extend Leverage Phase ✓
2. Grow Above Chemical Production ✓
3. Focus Strongly on Sustainability ✓
4. Sustain Attractive Margins Over the Cycle ✓
5. Generate Cash ✓

Specialties Strategy Improves Margins



Strong Group NCF on Lower Capital Intensity



... Ready for the Next Step

1) Chemicals = SILICONES, POLYMERS and BIOSOLUTIONS 2) Cash conversion = Net cash flow / Group EBITDA

Trading Update

Sales of Some €1.6bn and EBITDA of Roughly €400m in Q3 2021 Expected

SILICONES

- ▶ Strong demand for specialties across diversified industries
- ▶ Continued specialties growth supported by mid- and downstream investments

POLYMERS

- ▶ Continued demand growth in DPP¹ and adhesives
- ▶ Price increases and surcharges to address unprecedented rise in raw material costs

BIOSOLUTIONS

- ▶ BioPharma and BioIngredients continues strong

POLYSILICON

- ▶ Strong solar volumes, lean inventory levels and continued high prices
- ▶ Strong demand from semiconductors

1) DPP = Dispersible Polymer Powders

FY 2021 Guidance Raised Again

Very Strong Chemicals Demand and Continued High Polysilicon Prices

In €m	FY 2020	Outlook 2021
Sales	4,692	About €6.0bn (Prior: About €5.5bn)
EBITDA	666	Between €1.2bn and €1.4bn (Prior: Between €900m and €1.1bn)
EBITDA margin (%)	14.2%	Significantly higher than last year
Net cash flow	698	Clearly positive, at last year's level
CapEx	224	Around 350
Net financial debt	68	Positive net financial assets
Net Income	202	Markedly above last year's level
Depreciation	404	Around 400
ROCE (%)	5.6%	Clearly above cost of capital ²
Tax Rate (%)	7.1%	Around 25% of taxable income

1) **BOLD** = New Guidance per Sept 15. 2) Pre-tax cost of capital in 2020 10.1%

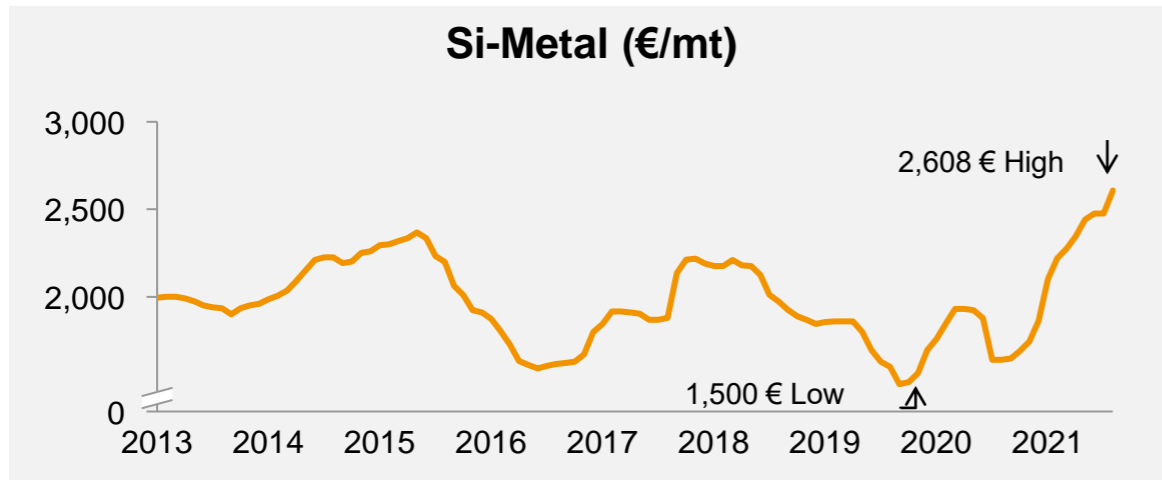
Appendix:

FY 2020 and Q2 2021 Results – Breakdown by Business

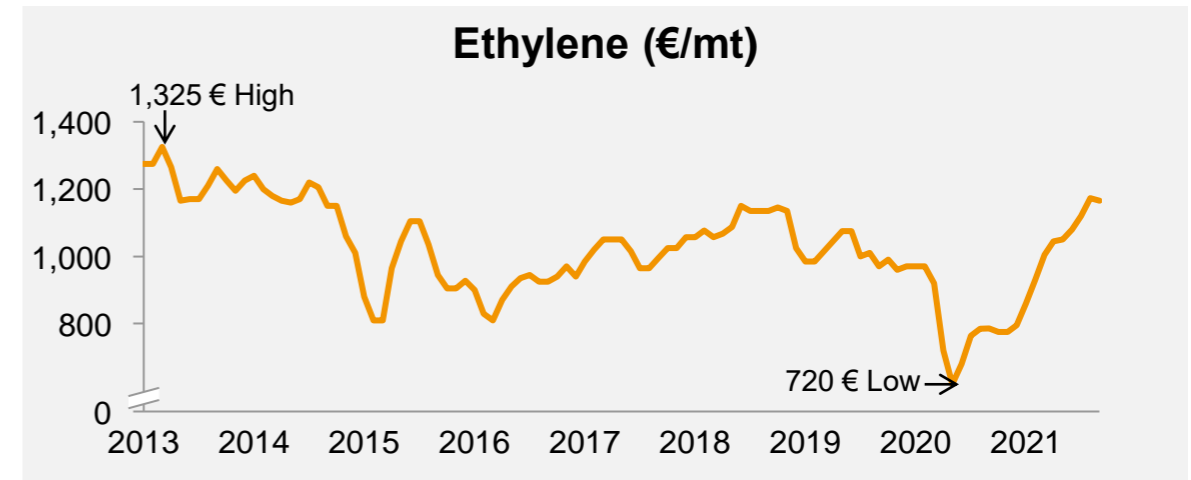
In €m / %	FY 2020			FY 2019			Q2 2021			Q2 2020		
	SALES	EBITDA	EBITDA MARGIN	SALES	EBITDA	EBITDA MARGIN	SALES	EBITDA	EBITDA MARGIN	SALES	EBITDA	EBITDA MARGIN
Chemicals	3,789	696	18.4	4,011	704	17.5	1,123	197	17.5	894	143	16.0
SILICONES	2,244	388	17.3	2,453	479	19.5	649	134	20.6	533	68	12.8
POLYMERS	1,299	271	20.8	1,315	194	14.8	404	52	12.9	298	59	19.8
BIOSOLUTIONS	246	38	15.5	243	31	12.8	71	11	15.8	63	16	25.1
POLYSILICON	792	5	0.6	780	57 ²	7.3	353	149	42.1	153	-35	-23.0
Others	128	-35	n.a.	158	22	14.2	29	-20	-68.9	31	-2	-6.5
Consolidation	-17	1	n.a.	-21	0	n.a.	-4	1	n.a.	-4	0	n.a.
WACKER Group	4,692	666¹	14.2	4,928	783²	15.9%	1,501	327	21.8	1,072	105	9.8

¹⁾ incl. "Shape the future" restructuring provision of €49m ²⁾ incl. insurance compensation of €112.5m from 2017 incident in Charleston

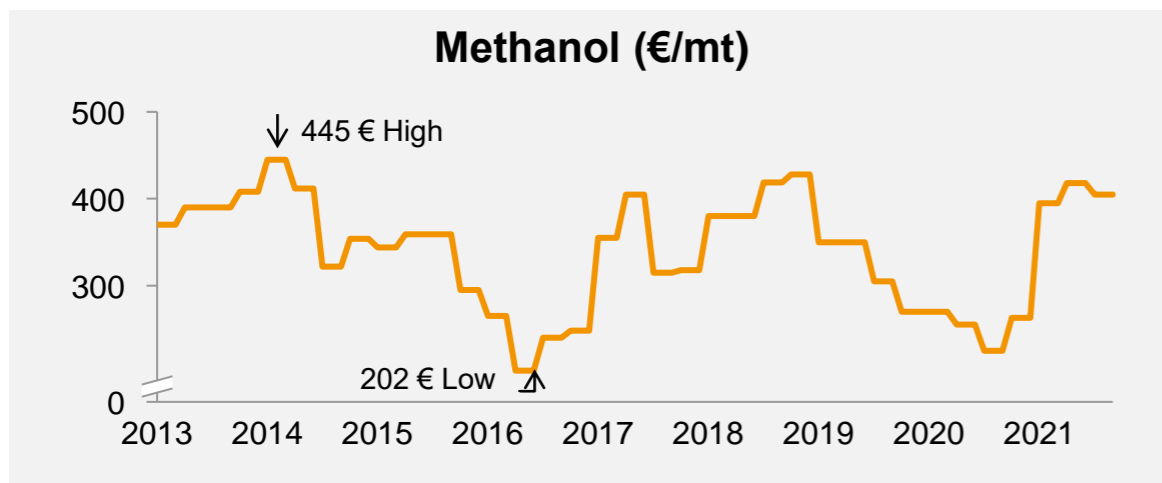
Raw Materials Show Strong Price Inflation



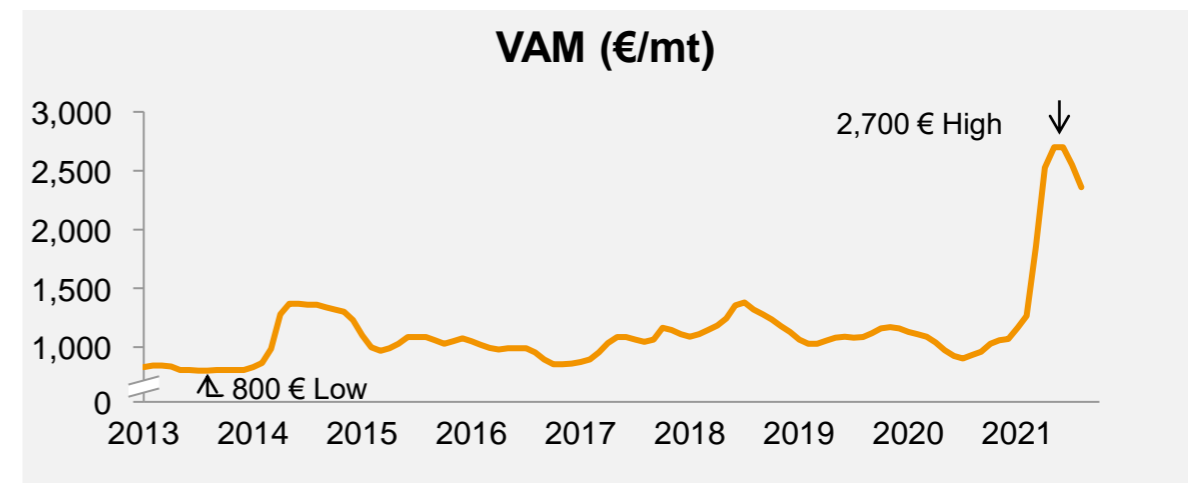
Source: CRU, Si-Metal Spot FD Europe



Source: ICIS, EN Contract FD NWE



Source: ICIS, MeOH Contract, FOB RDM



Source: ICIS, VAM Contract FD NWE

WACKER: Issuer, Contact and Additional Information

Issuer and Contact

INVESTOR RELATIONS CONTACTS

Joerg Hoffmann, CFA

Tel. +49 89 6279 1633 | joerg.hoffmann@wacker.com

Scott McCollister

Tel. +49 89 6279 1560 | scott.mccollister@wacker.com

Wacker Chemie AG

Hanns-Seidel-Platz 4, D-81737 Munich

investor.relations@wacker.com

Additional Information



ISIN
WKN
Deutsche Börse

DE000WCH8881
WCH888
WCH


Financial Calendar

- 10/28/21** Q3 Results 2021
- 12/16/21** Virtual CMD Series: POLYSILICON & ESG
- Q1 2022** WACKER Strategy Update: New Group Targets & Ambitions

Publications



CUSTOMER
MAGAZINE



FACTBOOK



SUSTAINABILITY
REPORT



SQUARE
APP