



CREATING TOMORROW'S SOLUTIONS



WACKER – Accelerating Proven Successes

Wacker Chemie AG

WARBURG HIGHLIGHTS June 23, 2022

Ticker: WCH
www.wacker.com

Disclaimer

The information contained in this presentation is for background purposes only and is subject to amendment, revision and updating. Certain statements and information contained in this presentation may relate to future expectations and other forward-looking statements that are based on management's current views and assumptions and involve known and unknown risks and uncertainties. In addition to statements which are forward-looking by reason of context, including without limitation, statements referring to risk limitations, operational profitability, financial strength, performance targets, profitable growth opportunities, and risk adequate pricing, other words such as "may, will, should, expects, plans, intends, anticipates, believes, estimates, predicts, or continue", "potential, future, or further", and similar expressions identify forward-looking statements. By their nature, forward-looking statements involve a number of risks, uncertainties and assumptions which could cause actual results or events to differ materially from those expressed or implied by the forward-looking statements. These include, among other factors, changing business or other market conditions and the prospects for growth anticipated by the Company's management. These and other factors could adversely affect the outcome and financial effects of the plans and events described herein. Statements contained in this presentation regarding past trends or activities should not be taken as a representation that such trends or activities will continue in the future. The Company does not undertake any obligation to update or revise any statements contained in this presentation, whether as a result of new information, future events or otherwise. In particular, you should not place undue reliance on forward-looking statements, which speak only as of the date of this presentation.



WACKER: At a Glance

Facts & Figures

€1.54bn
EBITDA in 2021

14,400
Employees

€6.21bn
Sales in 2021

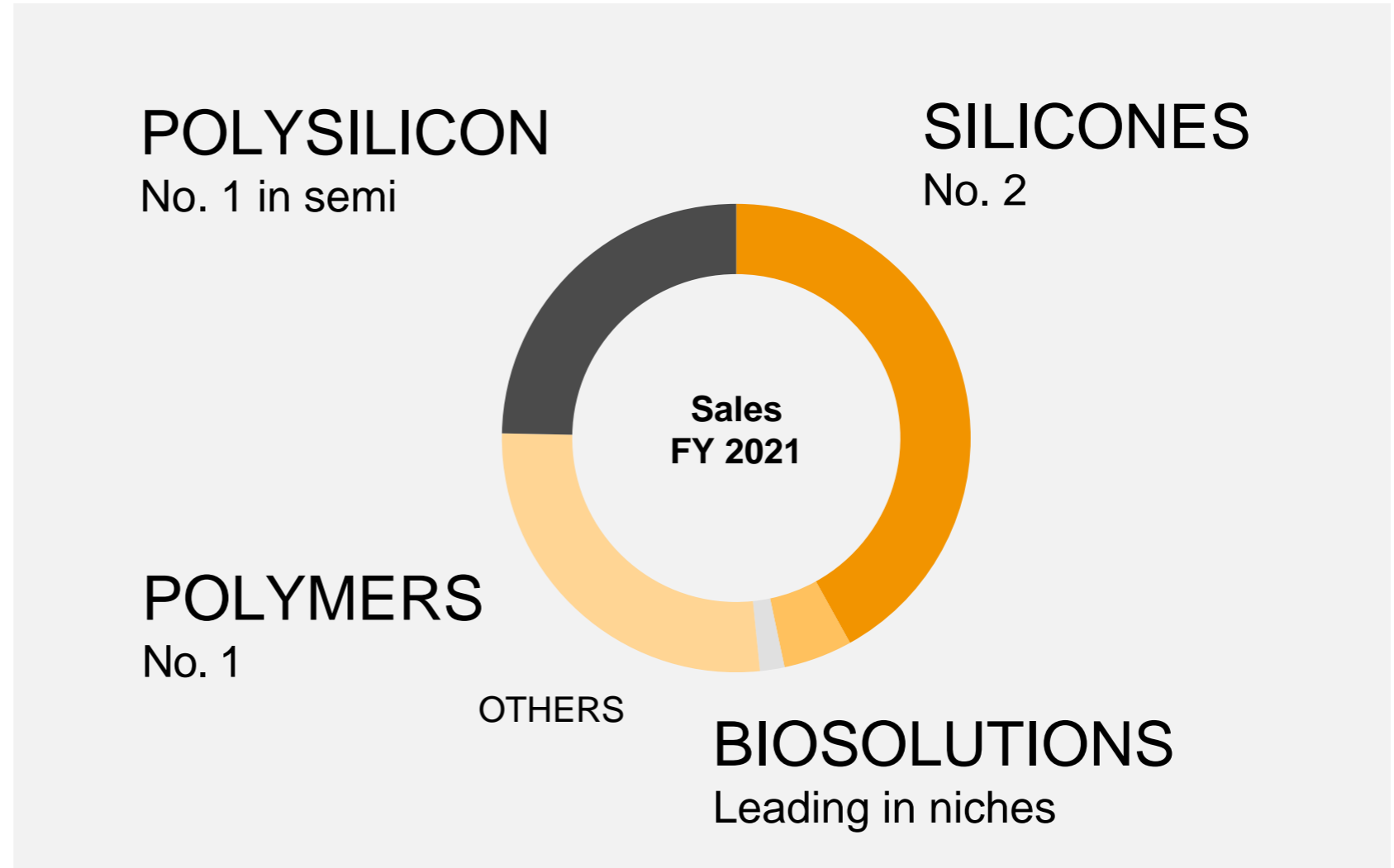
26
Production Sites

24.8%
EBITDA margin
in 2021

23
Technical Centers

4 Business
Segments

45 Scientific
collaborations



Sustainability is the Value Driver



Already 2/3 of Sales with Resource Saving Technologies




WE CREATE
SUSTAINABLE SOLUTIONS
BECAUSE WE CARE

SILICONES: At a Glance



The Fully Integrated Specialty Supplier

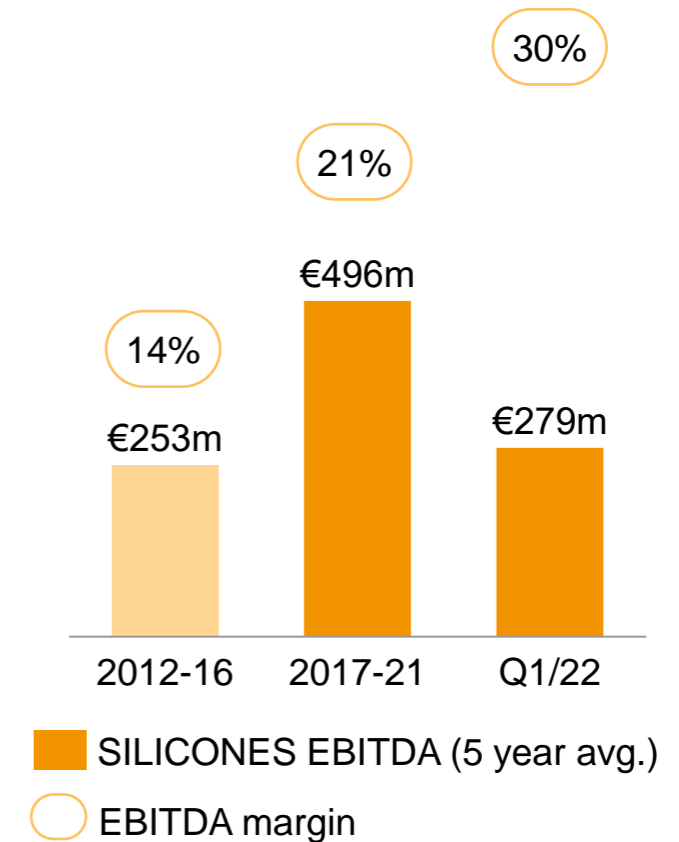
- ▶ Customer's first choice for innovative and customized solutions in all regions
- ▶ Benchmark production and service close to customers



Sustainability Pull For Specialty Solutions

- ▶ Silicones with unmatched performance & versatility
- ▶ Smart Construction, E-mobility, Renewable Energy, Sustainable Raw Materials

Financial Performance



SILICONES

Pioneering Sustainability Across the Value Chain

Buildings



Durable facade coatings

Transport



Gap fillers for thermal mgmt

Energy



Insulators and cables

Industry



Pulp & paper defoamers



Strong adhesives



Housing control units



Bonding pastes for windmills



Water and surfactant savings



Renewables-based sealants



Highly resistant cables



Heat transfer fluids



Silanes for cement

POLYMERS: At a Glance



VAE/DPP Capacity Leader with World Class Tandems

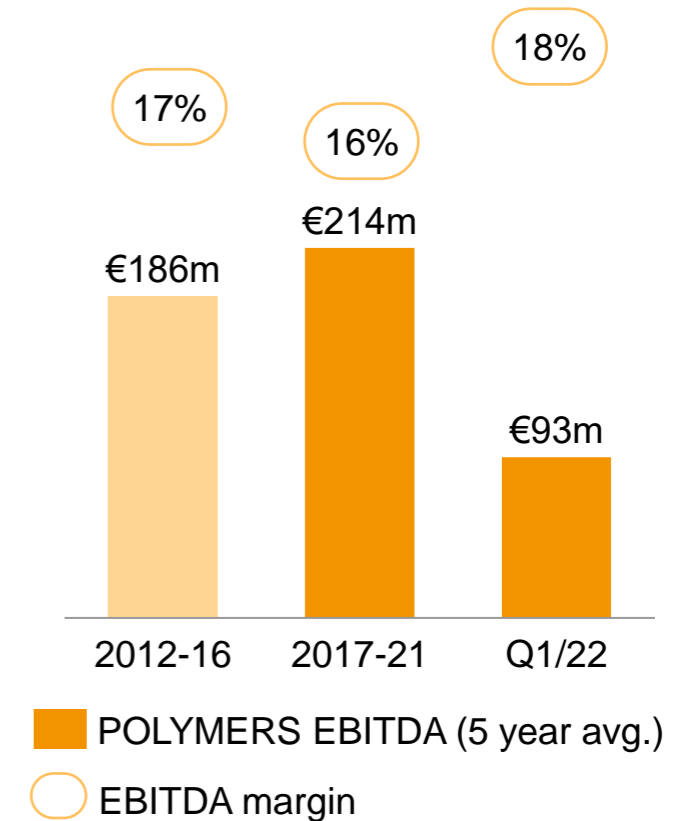
- ▶ Customized service to key accounts and local champions in the regions
- ▶ Addressing individual market requirements
- ▶ Innovation and in-depth formulating expertise



Pull from Sustainability and Smart Construction

- ▶ Performance-based substitution in construction and binder markets
- ▶ Lead transformation to high construction standards
- ▶ Sustainability driven “plastic to paper” trend

Financial Performance



1) DPP = Dispersible Polymer Powders VAE= Vinyl acetate-ethylene

POLYMERS

Building a Sustainable Tomorrow

Buildings



Adhesives for ETICS¹



Durable concrete additives



Binders for mineral insulation

Buildings



Powder paints



Thin-bed tile adhesives



Waterproofing membranes

Industry



Additives for biodegradables



Binders based on renewables



Adhesives for plastic to paper

1) ETICS=External Thermal Insulation Composite System

BIOSOLUTIONS: At a Glance



Fast Growing Biotechnology Business

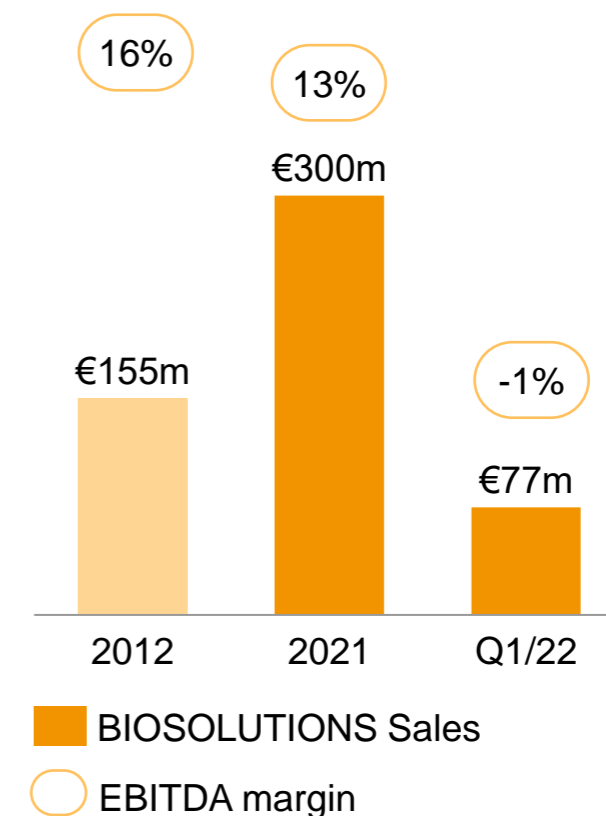
- ▶ Leading microbial manufacturing technologies
- ▶ Jump-started into advanced medicines (mRNA, pDNA)
- ▶ Successfully acquired and integrated 4 biotech sites



Pull from Advanced Medicine and Clean Food

- ▶ CDMO¹ outsourcing trend with high potential
- ▶ Consumer focus on health and well being trend

Financial Performance



1) CDMO = Contract Development and Manufacturing Organization

BIOSOLUTIONS

mRNA/pDNA Technologies Enable Advanced Therapies for Multiple Indications

Clinical Pipeline 2022

	mRNA	pDNA (direct)	pDNA (vectors)
Clinical studies (total)	1000+	300+	500+
Example areas	Covid, flu, malaria, tuberculosis	Infections, lung, cancer	Viruses, infections, cancer...

Fast Growing pDNA/mRNA CDMO Market

> \$4 bn

by 2030

>20% CAGR

excl. COVID

COVID vaccines just the first application, other therapeutics being researched

WACKER with successful jump-start

Source: clinicaltrials.gov / Global mRNA Manufacturing and Synthesis Market, InsightAce Analytic (2022), mRNA: Therapeutics and Global Markets, BCC Research (2021) / Plasmid DNA Manufact. Market, Precedence Research (2020)

POLYSILICON: At a Glance



Leadership in High End Applications Established

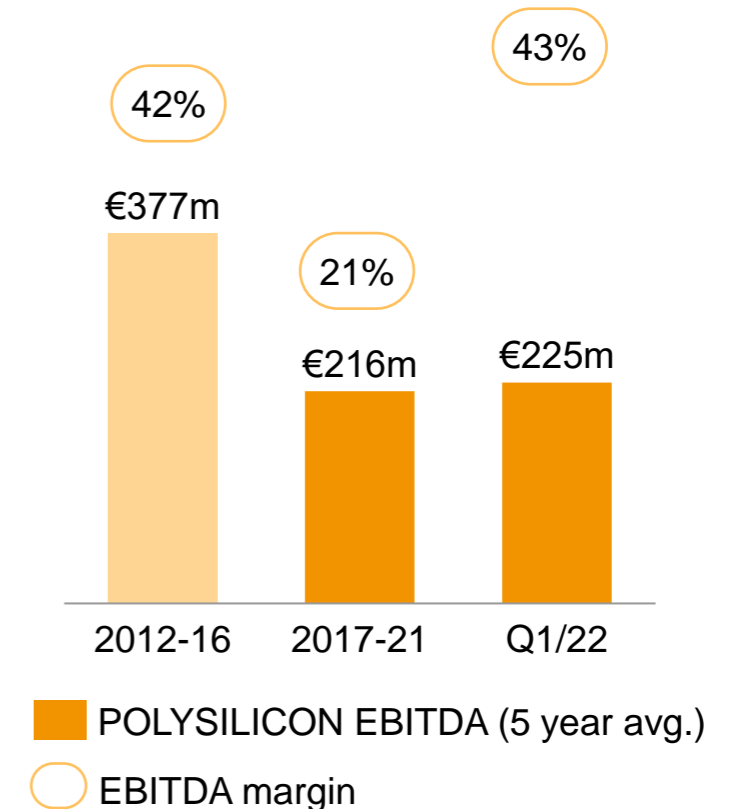
- ▶ #1 Position in Semi – doubled volumes sold in past 5 years
- ▶ Market leader for high-end n-type solar
- ▶ Strong long-standing cooperation with customers



Pull from Rapidly Growing Semi and Solar Markets

- ▶ Strong growing chip demand
- ▶ High efficiency modules require high quality polysilicon
- ▶ Best-in-class sustainability

Financial Performance



POLYSILICON


Nearly Half of all Computer Microchips Contain WACKER Polysilicon



Connectivity



Industry 4.0



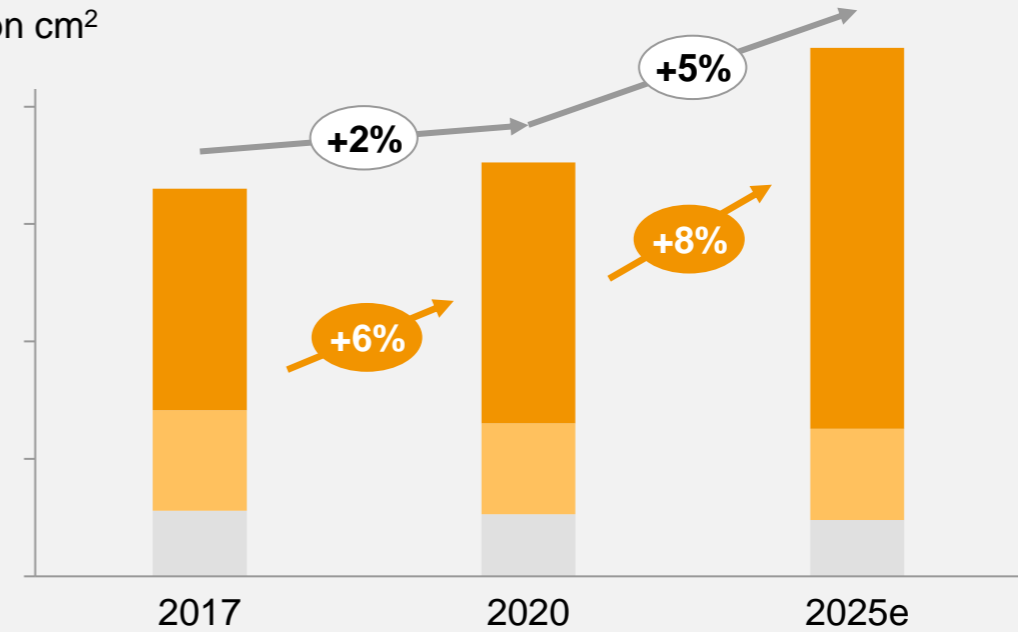
Artificial Intelligence



E-mobility

Industry Trends Drive Strong, Continued Growth in 300mm¹ Wafer

bn cm²



300 mm 200 mm <200 mm CAGR

Source: 1) WACKER estimates

OUR SOLUTIONS MAKE A BETTER WORLD FOR GENERATIONS



ADVANCED BIOPHARMA




RENEWABLE ENERGY



HEALTH AND WELL-BEING



SMART CONSTRUCTION



SEMICONDUCTOR



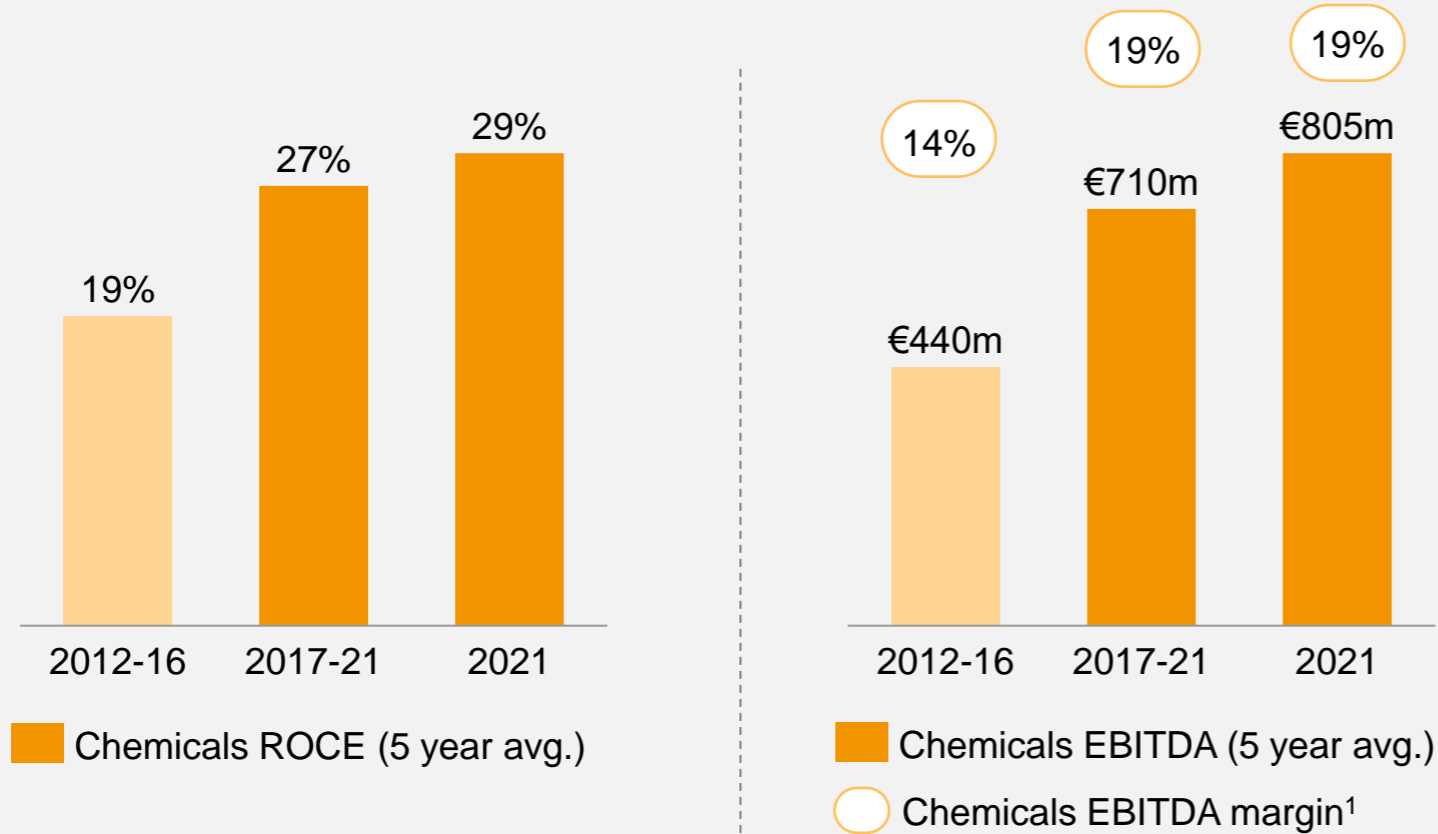
RENEWABLES-BASED PRODUCTS



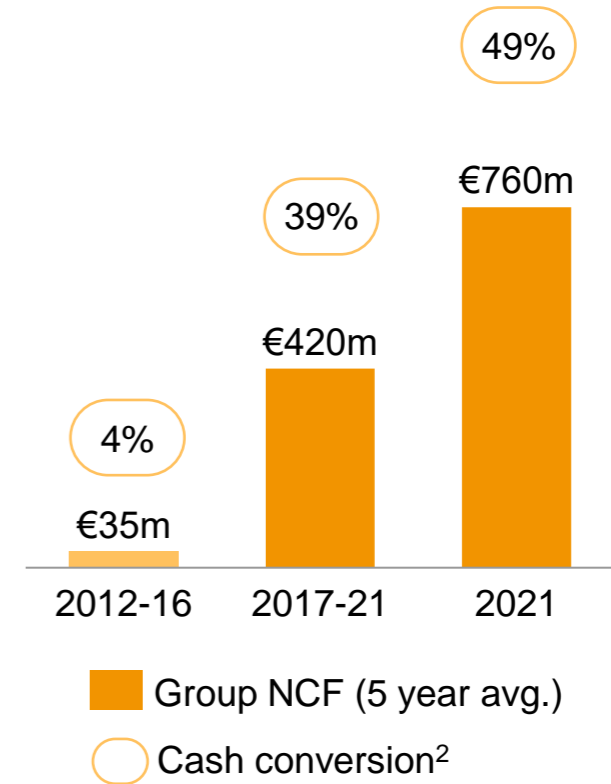
E-MOBILITY

Solid Track Record

Specialties Strategy Drives Chemicals¹ EBITDA, Margins and Industry Leading ROCE



Strong Group NCF on Lower Capital Intensity



1) Chemicals = SILICONES, POLYMERS 2) Cash conversion = Net cash flow / Group EBITDA

Entering a New Phase with New Group Targets & Ambitions for 2030



Accelerate Highly Profitable Growth



Maintain Resilience



Clear Capital Allocation Priorities

Accelerate Highly Profitable Growth



Faster Growth, Bolder Moves, Higher Profitability

- ▶ SALES: > 10 bn EUR
- ▶ EBITDA Margin: > 20%
- ▶ VOLUME/MIX CAGR: 1.5 – 2 x Historic
- ▶ ROCE: 2x Cost of Capital

Maintain Resilience in Unprecedented Volatility



Targeted Actions

- ▶ Sourcing initiatives to mitigate price volatility
- ▶ Pricing power to protect financial performance
- ▶ Lean cost structure from ongoing initiatives
- ▶ Strong balance sheet: Flexibility for financial

leverage: 1.0x EBITDA

Clear Capital Allocation Priorities



Primary Focus on Growth and Dividends

- ▶ Growth: CapEx and M&A
- ▶ Shareholder returns: ~ 50% of net income from continuing operations
- ▶ Pensions: initiatives underway to reduce pension deficit

New and More Ambitious Sustainability Targets for 2030



Value Up

100% Products meet sustainability criteria



Footprint Down

50% Reduction in absolute GHG¹ emissions (vs. 2020)

15% Reduction in specific water withdrawal (vs. 2020)

15% Reduction in specific energy consumption (vs. 2020)

0 Accidents



Collaboration Beyond

100% Key suppliers meet sustainability standards

25% Reduction in absolute upstream GHG emissions (vs. 2020)



Extend World-class “Verbund” sites and circular economy



Clear Commitment to 1.5°C Paris Agreement



1) GHG = Greenhouse gas

A faint, light blue world map is centered in the background of a dark blue gradient. The map shows the outlines of continents and oceans.

CREATING
TOMORROW'S
OUR SOLUTIONS
MAKE A BETTER WORLD
FOR GENERATIONS



CREATING TOMORROW'S SOLUTIONS



WACKER – Q&A Session

Wacker Chemie AG

WARBURG HIGHLIGHTS June 23, 2022

Ticker: WCH
www.wacker.com

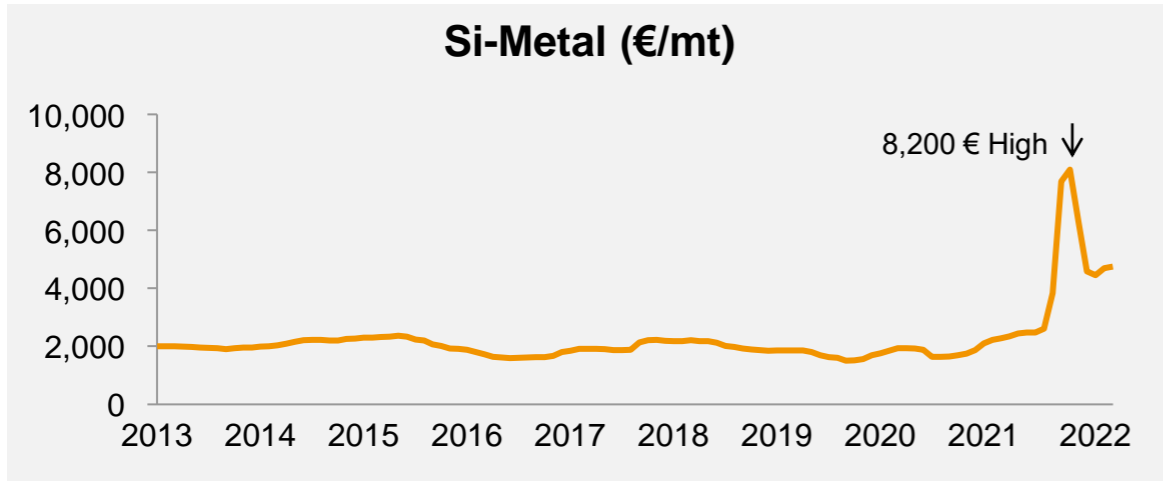
Appendix: Guidance FY 2022

Q2 2022 EBITDA ~ €600m, FY Guidance will be Revised Upward Accordingly

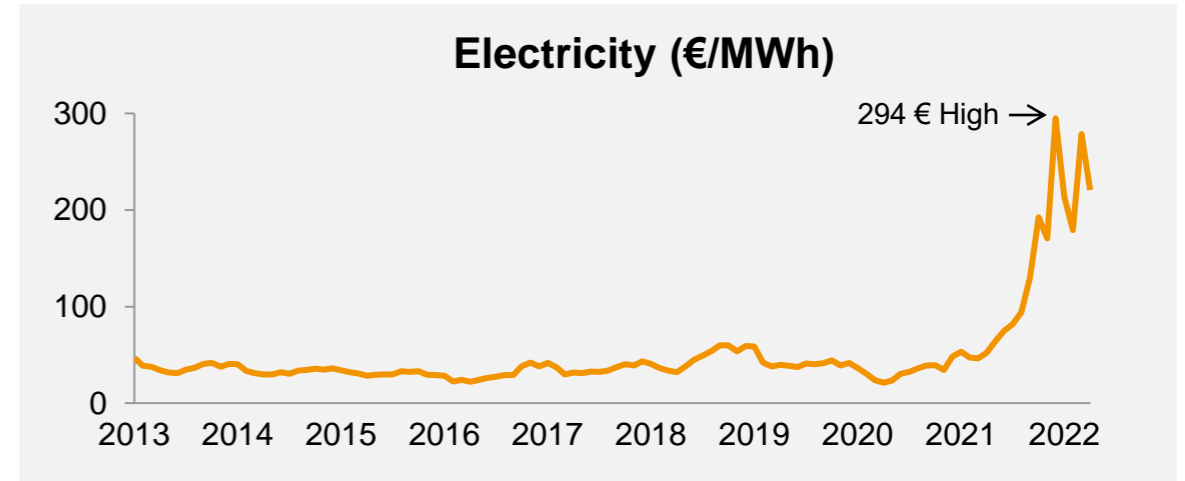
In €m	FY 2021	Outlook 2022
Sales	6,208	Around €7,500m (Previously around €7,000m)
EBITDA	1,539	€1,200 – 1,500m (trending towards upper end of range)
EBITDA margin (%)	24.8%	Substantially lower than last year
Net cash flow	761	Clearly positive, substantially lower than last year
CapEx	344	€550 – 600m
Net financial debt	-547	Positive net financial assets
Net Income	828	Markedly lower than last year
Depreciation	404	Around €400m
ROCE (%)	28.3%	Substantially higher than the cost of capital
Tax Rate (%)	24.3%	Approximately 25%

BOLD = Updated with Q1. Expected Q2 EBITDA per ad hoc on June 13, 2022

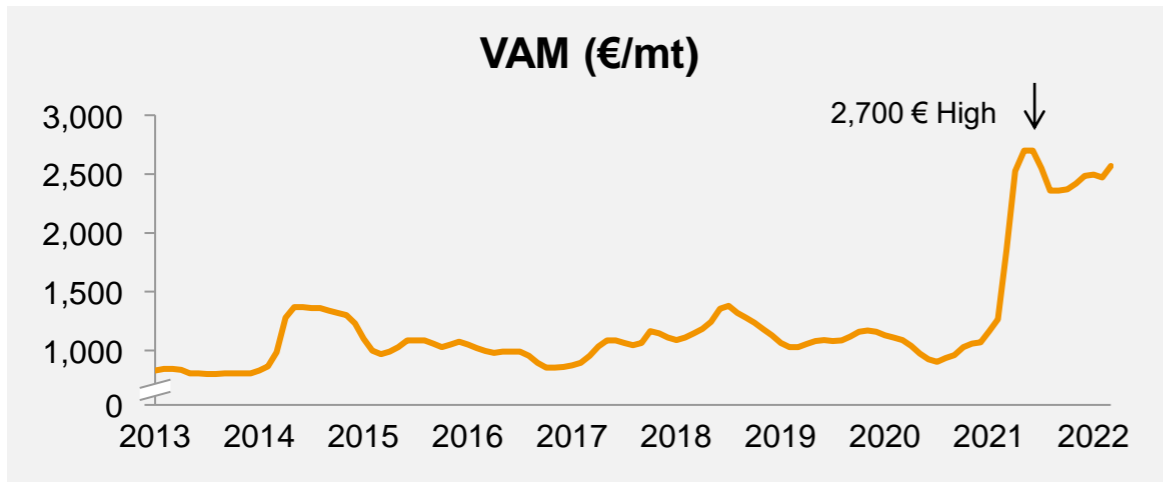
Appendix: Raw Materials, Power and Gas Show Strong Price Inflation



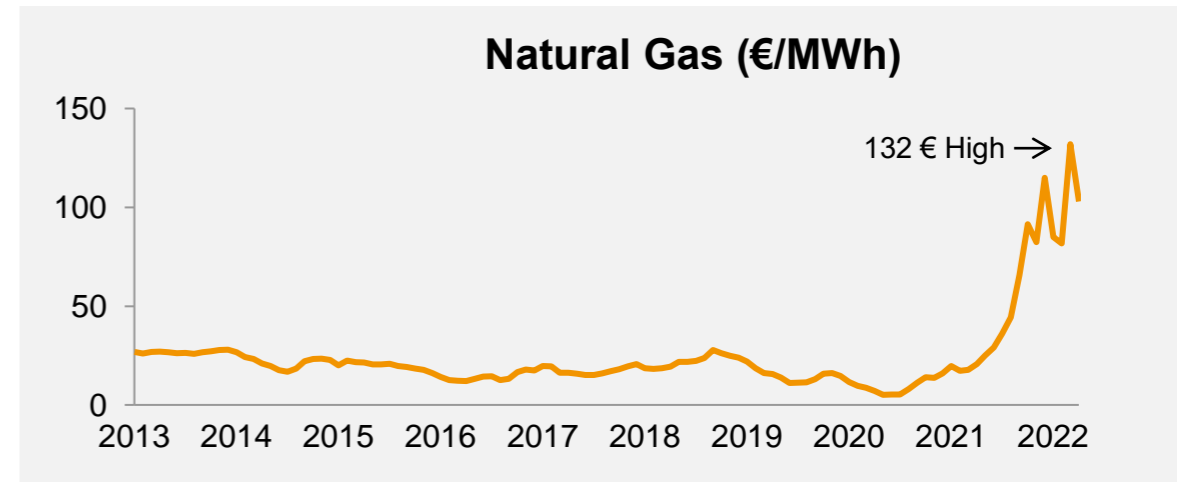
Source: CRU, Si-Metal Spot FD Europe



Source: EEX, Baseload Front Contract



Source: ICIS, Contract FD NWE



Source: PEGAS, Front Contract

WACKER: Issuer, Contact and Additional Information

Issuer and Contact

INVESTOR RELATIONS CONTACTS

Joerg Hoffmann, CFA

Tel. +49 89 6279 1633 | joerg.hoffmann@wacker.com

Scott McCollister

Tel. +49 89 6279 1560 | scott.mccollister@wacker.com

Wacker Chemie AG

Hanns-Seidel-Platz 4, D-81737 Munich

investor.relations@wacker.com

Additional Information



ISIN
WKN
Deutsche Börse

DE000WCH8881
WCH888
WCH

Financial Calendar

07/28/22 Q2 2022 Results

10/27/22 Q3 2022 Results

Publications



CUSTOMER
MAGAZINE



FACTBOOK



SUSTAINABILITY
REPORT



SQUARE
APP